

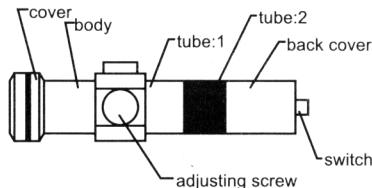
LASER SIGHT (R.G) USER MANUAL

DISCRIPTION:

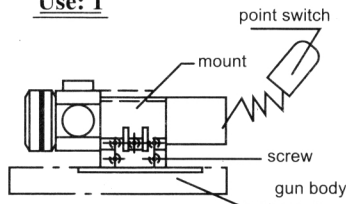
This laser sights integrated with optics and electronics provide a wide field of view. They are very suitable for fast aiming and shooting at stationary and moving objects

SPECIFICATION:

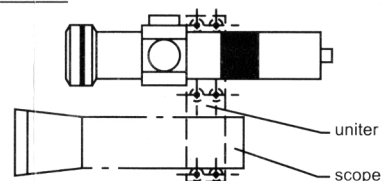
Length	Wavelength	Height	Wattage	Weight	Reaching distance	battery	Voltage
120mm	532nm	36mm	5mw	144g	300m	CR123AW	3V



Use: 1



Use: 2



OPERATION:

1. Fix the laser sight to the on a weapon
2. Make the elevation and windage adjustment by twisting the 2 small screws in the head part with smaller allen wrench, turning it until the main laser spot overlap with the scattered points.
3. To change the batteries, unscrew and open the back cover of body, then install the batteries with positive pole. Finally, replace the back cover.
4. To operate the laser, press the switch.

SAFETY CAUTIONS:

1. Never look directly into the laser beam.
2. Never point a laser beam at a person.
3. Do not aim the laser at reflective surfaces.
4. Never view a laser pointer using an optical instrument, such as binocular or a microscope.
5. Do not allow children to use laser pointers unless under the supervision of an adult.